



Vivamus id mollis quam. Morbi ac commodo nulla. In condimentum orci id nisi volutpat bibendum.


Vivamus id mollis quam. Morbi ac commodo nulla. In condimentum orci id nisi volutpat bibendum. Quisque commodo hendrerit lorem quis egestas. Maecenas quis tortor arcu. Vivamus rutrum nunc non neque consectetur quis placerat neque lobortis. Nam vestibulum, arcu sodales feugiat consectetur, nisi orci bibendum elit, eu euismod magna sapien ut nibh. Donec semper quam scelerisque tortor dictum gravida.

Vivamus id mollis quam.



WPMU DEV Copyright 2010 Test wp Go back to top.

HOLDER



Vivamus id mollis quam. Morbi ac commodo nulla. In condimentum orci id nisi volutpat bibendum.

Vivamus id mollis quam. Morbi ac commodo nulla. In condimentum orci id nisi volutpat bibendum.

Quisque commodo hendrerit lorem quis egestas. Maecenas quis tortor arcu. Vivamus rutrum nunc non neque consectetur quis placerat neque lobortis. Nam vestibulum, arcu sodales feugiat consectetur, nisi orci bibendum elit, eu euismod magna sapien ut nibh. Donec semper quam scelerisque tortor dictum gravida.

Vivamus id mollis quam.

Vivamus id mollis quam.

Vivamus id mollis quam.

Vivamus id mollis quam.

Vivamus id mollis quam.

Vivamus id mollis quam.

Vivamus id mollis quam.

Vivamus id mollis quam.

Vivamus id mollis quam.

Vivamus id mollis quam.

Vivamus id mollis quam.

Vivamus id mollis quam.

Vivamus id mollis quam.

Vivamus id mollis quam.

Vivamus id mollis quam.

Vivamus id mollis quam.

Vivamus id mollis quam.

Vivamus id mollis quam.

Vivamus id mollis quam.

Vivamus id mollis quam.

Vivamus id mollis quam.

Vivamus id mollis quam.

Vivamus id mollis quam.

Vivamus id mollis quam.

Vivamus id mollis quam.

Vivamus id mollis quam.

Vivamus id mollis quam.

Vivamus id mollis quam.

Vivamus id mollis quam.

Vivamus id mollis quam.

Vivamus id mollis quam.

Vivamus id mollis quam.

Vivamus id mollis quam.

Vivamus id mollis quam.

Vivamus id mollis quam.

Vivamus id mollis quam.

Vivamus id mollis quam.

Vivamus id mollis quam.

Vivamus id mollis quam.

Vivamus id mollis quam.

Vivamus id mollis quam.

Vivamus id mollis quam.

Vivamus id mollis quam.

Vivamus id mollis quam.

Vivamus id mollis quam.

Vivamus id mollis quam.

Vivamus id mollis quam.

Vivamus id mollis quam.

Vivamus id mollis quam.

Vivamus id mollis quam.

Vivamus id mollis quam.

Vivamus id mollis quam.

Vivamus id mollis quam.

Vivamus id mollis quam.

Vivamus id mollis quam.

Vivamus id mollis quam.

Vivamus id mollis quam.

Vivamus id mollis quam.

Vivamus id mollis quam.

Vivamus id mollis quam.

Vivamus id mollis quam.

Vivamus id mollis quam.

Vivamus id mollis quam.

Vivamus id mollis quam.

Vivamus id mollis quam.

Vivamus id mollis quam.

Vivamus id mollis quam.

Vivamus id mollis quam.

Vivamus id mollis quam.

Vivamus id mollis quam.

Vivamus id mollis quam.

Vivamus id mollis quam.

Vivamus id mollis quam.

Holder

BuddyPress Theme

Copyright 2010 WPMU DEV



We like to call holder "the most charming theme for the time in between."

And we're serious! It can take weeks or months to get your project completely off the ground. As you're busy putting together the next big thing, what are your visitors treated with?

Maintenance pages are okay, but how do you keep interested parties informed? How do you present your vision quickly and easily to the world? How can you display the professionalism and polish your idea is meant to convey?

HOLDER MANUAL

This manual is a rough guide to the various elements and capabilities of the Holder theme. As with any theme you can get more support from the forums should you wish it.

FRONT PAGE SETTINGS
Page 3 : Theme Options
Page 4 : Holder FAQ
Page 6-7 : Holder Styles
Page 8 : Holder License and Support

THEME OPTIONS

We are now going to show you using this image the tabs under theme options and what they relate to on the front page.

These are the tabs under appearance > theme options

TABS

SETTINGS: Section 1- 5,
Section 7

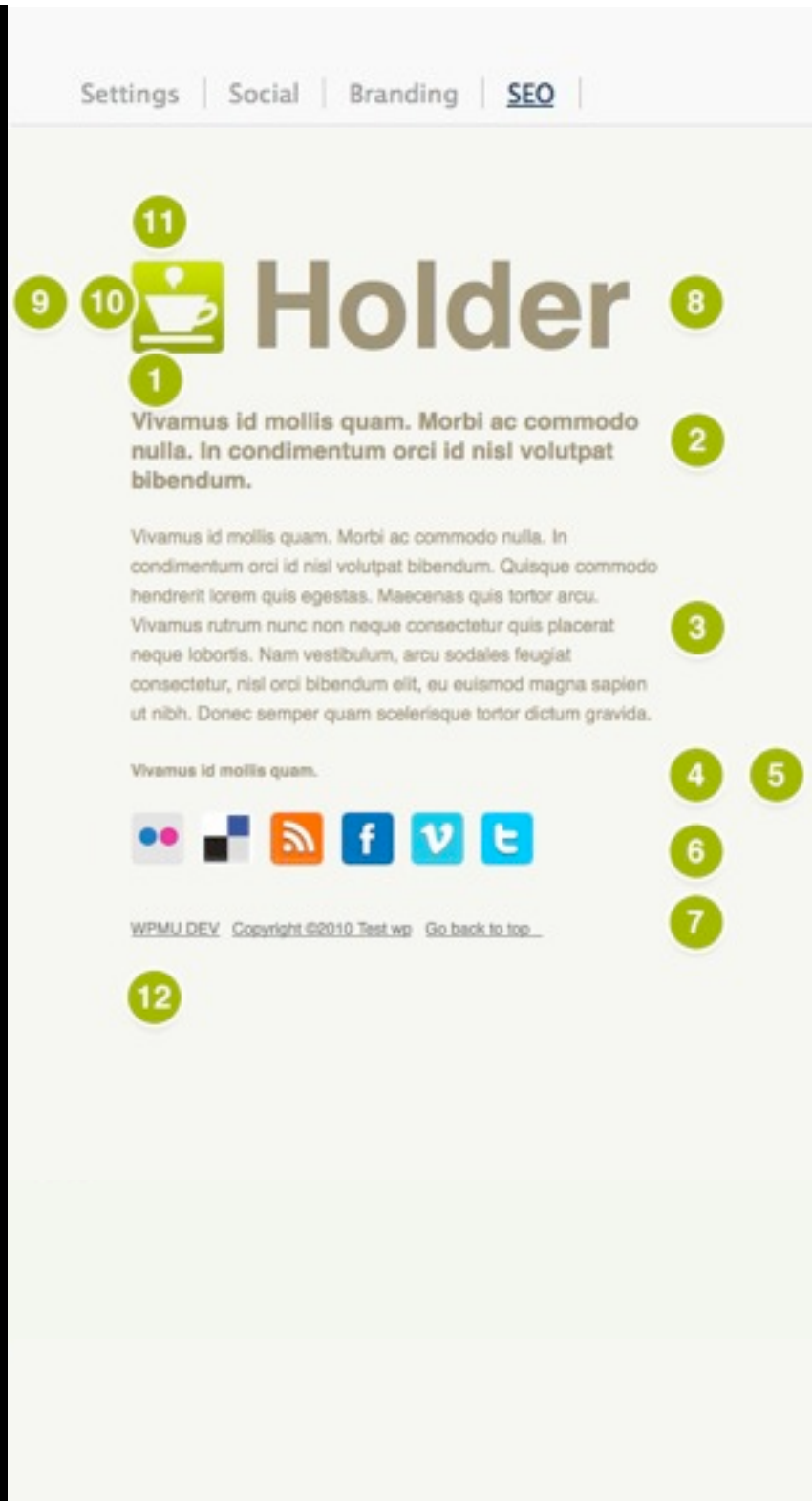
SOCIAL: Section 6

BRANDING: Section 8 - 10

SEO: Section 11 - 12

1. How do I use Simple SEO?
Go to the SEO tab and simply
configure your title, description
and keywords right there.

All this and with Holder
BuddyPress you get the benefit
of BuddyPress too!



HOLDER FAQ

HOW DO I CHANGE THE MESSAGES THAT APPEAR ON PAGES LIKE ARCHIVES AND SEARCH PAGES?

Holder has a range of files under library/components and one of these is messages.php this is what you edit to change messages. Under the same directory headers.php is what you change for headers.

WHAT IS A PARENT AND CHILD THEME FOR BUDDYPRESS?

We also provide child themes with all of our themes which enable you to customize your own files without having those changes overwritten when we update a theme. To find out more about parent and children themes please visit <http://premium.wpmudev.org/the-buddypress-manual/what-are-parent-and-child-themes/>.

If you are using a child theme you need not activate the parent just activate the child theme. Remember to check each new version of the theme for any changes in your child theme that may have been done in the parent. Also when you update a theme just do not update the child only update the parent and all your changes will be kept.

INSTALLING THE THEME

1. Unzip the downloaded zip file
2. You should see several files and folders depending on your theme package
3. Upload the entire Holder/ folder to wp-content/themes/
4. Login to your dashboard >> Appearance and activate the theme - if you using WPMU, you need to go to site admin and activate the theme before it shows in Appearance
5. Your theme should be now be activated and ready for use

*Make sure your install path is themes/ not themes/themes/thethemename/

For this theme under wp-content/themes/ you should have:

Holder-buddypress/

Holder-buddypress-child/


HOW DO I ADD A FAVICON?

Holder is already set to link to a favicon all you have to do is put one in either your parent or child theme under the stylesheet directory and it must be called favicon.ico - if you are using a child remember the favicon should be under your child theme style directory.

Should you wish to remove the call to the favicon automatically just edit header.php and remove the following line 54:

```
<link rel="icon" href="<?php bloginfo('stylesheet_directory');?>/favicon.ico" type="images/x-icon" />
```

STYLES



BLOCK



BLOCK SPLATTER



COLUMNS LABEL



LABEL



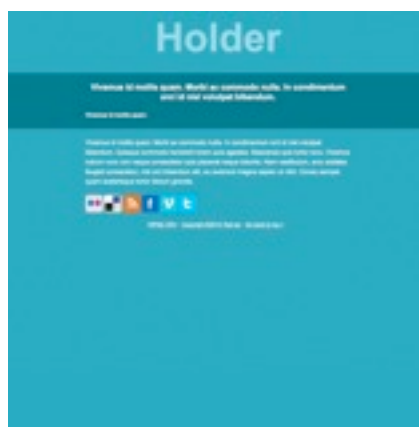
DIVIDE SOFA



DIVIDE



RIBBON GLOSS



RIBBON



SKINNY POSTIT

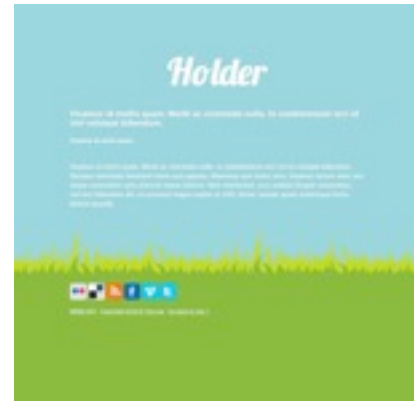
FRONT PAGE FORMATS



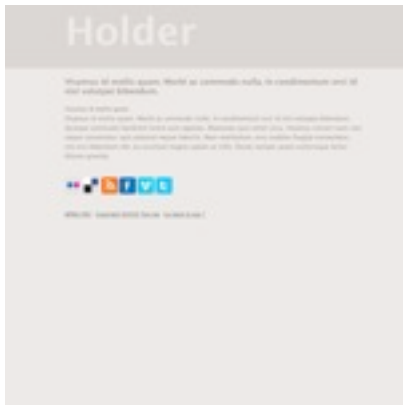
SKINNY TRAVEL



SKINNY



STRIP FIELD



STRIP



STRIP CHRISTMAS TREE



STRIP SNOWFLAKE

HOLDER LICENSE AND SUPPORT

SUPPORT

Support for this theme is provided at <http://premium.wpmudev.org/forums/>. A valid WPMU DEV Premium membership is required.

LICENSE

Copyright © 2010 Incsub. All rights reserved.
gpl 2.0 license