

Your site name goes here

Welcome to my site this is a description

Advert banner demo

Home

About

Members

Blog

Community

Site message

Search our community

Members Search

Follow us

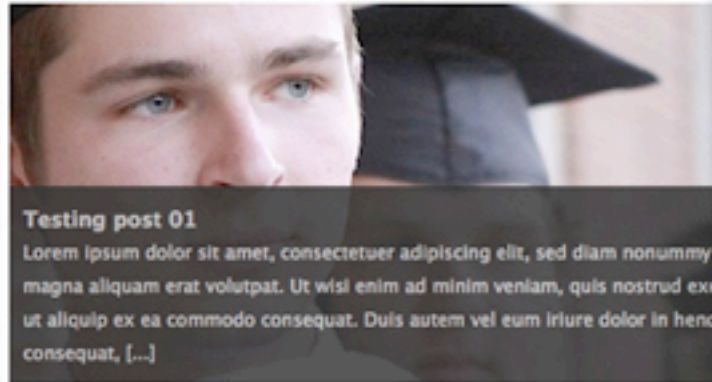
Follow us on Twitter
Follow us on Flickr
Follow us on Facebook
Follow us on YouTube

Members

Newest | Active | Popular



registered 1 week ago



Testing post 01

Lorem ipsum dolor sit amet, consectetur adipiscing elit, sed diam nonummy nisl. Ut wisi enim ad minim veniam, quis nostrud exerci tatione ullamcorper. Ut aliquip ex ea commodo consequat. Duis autem vel eum iriure dolor in hendrerit in vulputate velit esse molestie consequat, [...]

Welcome to the site

Welcome to the site

Latest news

Testing post 02

Home

Home

Home

Home

Home

Lorem ipsum dolor sit amet, consectetur adipiscing elit, sed diam nonummy nisl. Ut wisi enim ad minim veniam, quis nostrud exerci tatione ullamcorper. Ut aliquip ex ea commodo consequat. Duis autem vel eum iriure dolor in hendrerit in vulputate velit esse molestie consequat, [...]

BUDDYSCHOLAR

WPMU/BuddyPress Themes

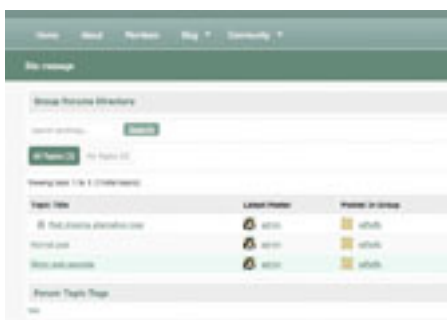
CONTENT AND COMMUNITY MEET WITH BUDDY SCHOLAR

BuddyPress Scholar is a theme designed to work for heavy content sites and communities. It's highly configurable to allow you to easily deal with a lot of content on your site and highlight featured categories. BuddyPress Scholar also focuses heavily on your community with strong member activity and forum themeing.

Copyright 2010 WPMU DEV



WPMU DEV
Extending WordPress, WPMU & BuddyPress



Copyright 2010 WPMU DEV

BUDDYPRESS SCHOLAR MANUAL

This manual is a rough guide to the various elements and capabilities of the BuddyPress Scholar theme. As with any theme you can get more support from the forums should you wish it.

FRONT PAGE SETTINGS
Page 3 : Features of BuddyPress Scholar
Page 4: Theme Options
Page 5 : BuddyPress Scholar Templates
Page 6 : BuddyPress Scholar Installation
Page 6 : BuddyPress Scholar FAQ
Page 7 : BuddyPress Scholar License and Support

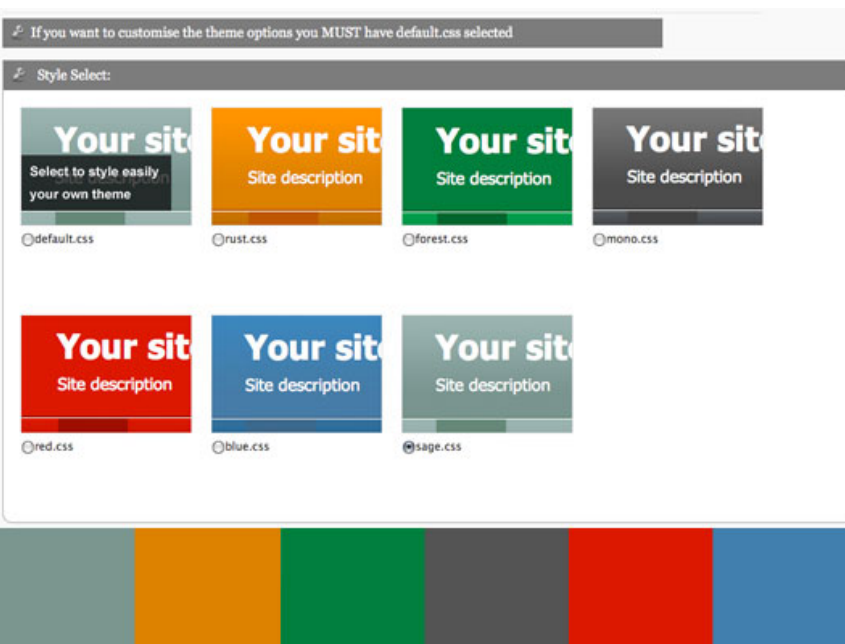
BUDDYPRESS MAKES LIGHT WORK OF CONTENT WITH SCHOLAR...

BuddyPress Scholar is a powerful theme designed to deal with a lot of content and an active community.

PACKED WITH FEATURES...

BuddyPress Scholar is not only a good looking theme it comes with a ton of features too:

- 4 page templates
- Different front page formats
- Fully designed forums and activity streams
- Fully customizable feature content sections
- Advert section in header
- Post images without custom fields and even set the size
- Featured post slideshow that automatically shows images without custom fields.
- Site message and welcome message areas
- Social media link feature just add your url
- Multiple sidebars and widget ready footer
- 6 attractive professional theme styles
- Create your own theme style using the easy styling system
- Parent and child theme allowing for easy updates
- Fully compatible and optimised for BuddyPress 1.2



BUDDYPRESS SCHOLAR THEME OPTIONS

FRONT PAGE SETTINGS
Select to have slideshow on or off
Select the speed of the slideshow
Select number of posts to show in slideshow
Select a category for the slideshow
Select display size of the slideshow images
Select a category for the latest news section
Select image size of the latest news section
Select number of latest news posts to show
Select a category for the spotlight section
Select display of spotlight section images
Select number of spotlight posts to show
Enter a welcome message title
Enter a welcome message text
Turn on and off the social media follow us section
Add links for twitter, facebook, flickr and youtube in the social media follow us section
HEADER SETTINGS
Set a custom large image logo rather than just the domain name text
Enter logo url
Set a square image logo and show domain name text
Enter square logo url
Enter a site title
Set whether to include a short site description in your header
Enter your site description
Show site message on / off
Enter a site message
Add an advert to your site (standard 468 x 60px)
Add a title for your advert
Add a link for your advert

BUDDYPRESS SCHOLAR TEMPLATES



FULL WIDTH

A simple but beautiful full width content page template

Name: Full width



RIGHT SIDEBAR

Don't like your sidebar on the right? Select the left sidebar template.

Name: Right sidebar



LEFT SIDEBAR

Don't like your sidebar on the right? Select the left sidebar template.

Name: Left sidebar



3 COLUMN

Get more content on your page with 2 sidebars and a main content area.

Name: 3 columns



HOME PAGE

This will automatically be your home page but we've also supplied it as a template

Name: Homepage



BLOG / NEWS

If you want a blog / news page you can link this template to that page and it will create one

Name: Blog and News

BUDDYPRESS SCHOLAR FAQ

HOW DO YOU SELECT WHAT FRONT PAGE TO SHOW?

BuddyPress Scholar by default shows the home page template but you can under settings > reading decide if you want to have the activity stream on the front instead.

You can even using our wide variety of page templates set one of those by creating a page and then selecting the template. You can do this to also create a blog or news page.

HOW DO YOU CREATE YOUR OWN THEME STYLE?

Want to make your own theme?

1. Under preset styles select default.css
2. Go to Custom styling under the Appearance tab to the left.

WHAT SIDEBARS ARE THERE?

BuddyPress Scholar comes with a large selection of sidebars you can add widgets to here is a quick guide.

1. sidebar-3colleft.php: Left 3 column sidebar
2. sidebar-3colright.php: Right 3 column sidebar
3. sidebar-blogs-directory: Blogs directory sidebar
4. sidebar-footer1.php, sidebar-footer2.php, sidebar-footer2.php, sidebar-footer2.php: footer areas
5. sidebar-groups-directory: Groups directory sidebar
6. sidebar-home.php: left home sidebar
7. sidebar-left.php: left sidebar on non home pages (default format)
8. sidebar-members-directory.php: Members directory sidebar
9. sidebar-members.php: Member areas / pages sidebar
10. sidebar-page.php: Page sidebar
11. sidebar-right.php: Right sidebar on 2 column right sidebar template

HOW DO I CHANGE THE MESSAGES THAT APPEAR ON PAGES LIKE ARCHIVES AND SEARCH PAGES?

BuddyPress Scholar comes with a directory under the parent template folder called messages/ that has several pages that you can easily change the messages in. If you do not want to edit those pages you can easily use a WordPress translation file as all text has a unique identifier of bp_Scholar. To change messages like you would want to change text in messages.php and to change blog header messages you'd want to change blog-headers.php

WHAT IS A PARENT AND CHILD THEME FOR BUDDYPRESS?

We also provide child themes with all of our BuddyPress themes which enable you to customise your own files without having those changes overwritten when we update a theme. To find out more about parent and children themes please visit <http://premium.wpmudev.org/the-buddypress-manual/what-are-parent-and-child-themes/>.

If you are using a child theme you need not activate the parent just activate the child theme. Remember to check each new version of the theme for any changes in your child theme that may have been done in the parent. Also when you update a theme just do not update the child only update the parent and all your changes will be kept.

BUDDYPRESS SCHOLAR INSTALLATION

INSTALLING THE THEME

1. Unzip the downloaded zip file
2. You should see several files and folders depending on your theme package
3. Upload the entire bp-scholar/ folder to wp-content/themes/
4. Login to your dashboard >> Appearance and activate the theme - if you using WPMU, you need to go to site admin and activate the theme before it shows in Appearance
5. Your theme should be now be activated and ready for use

*Make sure your install path is themes/ not themes/themes/thethemename/

For this theme under wp-content/themes/ you should have:

bp-scholar/

bp-scholar-child/

BUDDYPRESS SCHOLAR LICENSE AND SUPPORT

SUPPORT
Support for this theme is provided at http://premium.wpmudev.org/forums/ . A valid WPMU DEV Premium membership is required.
LICENSE
Copyright © 2010 Incsub. All rights reserved. gpl 2.0 license